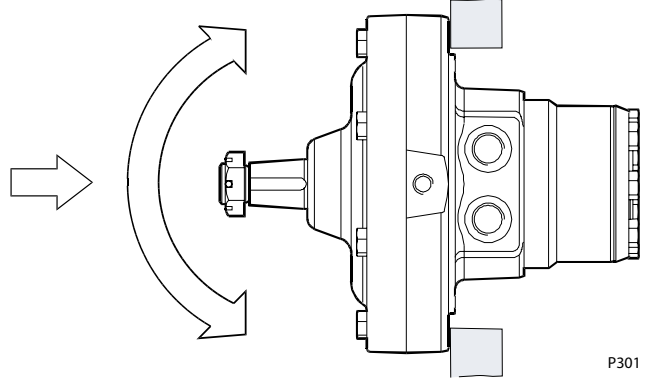
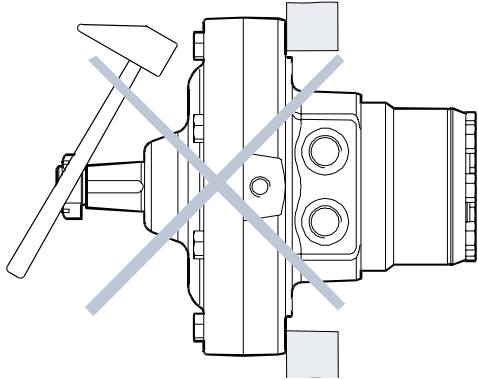
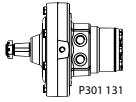


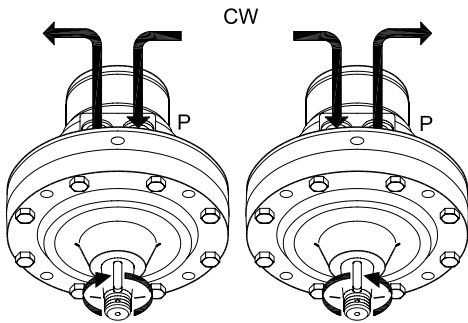
Installation Guide

Orbital Motor

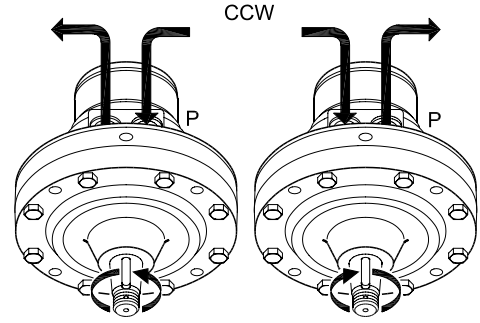
Type OMEW F



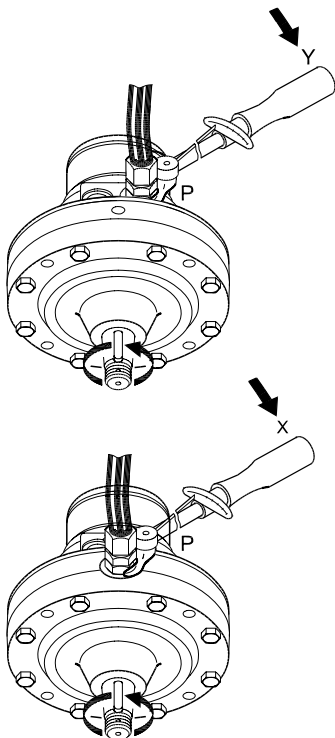
P301 130



151-2051.10



151-2052.10



P301 129

Max tilspændingsmoment Max tightening torque Max Anzugsmoment Couple de serrage max				
	X		Y	
Forskruning Screwed connection Verschraubung Raccord	G 1/4	7/16-20 UNF	G 1/2	7/8-14 UN
med stålskive with steel washer mit Stahlscheibe avec rondelle en acier	40 Nm [350 lbf in]		130 Nm [1150 lbf in]	
med aluminiumskive with aluminium washer mit Aluminiumscheibe avec rondelle en aluminium	30 Nm [270 lbf in]		70 Nm [620 lbf in]	
med skærekant with cutting edge mit Dichtkante tranchant	40 Nm [350 lbf in]		130 Nm [1150 lbf in]	
med O-Ring Boss port with O-Ring Boss port mit O-Ring Boss port avec joint torique Boss port		20 Nm [180 lbf in] [180 in-lbs]		90 Nm [795 lbf in] [795 in-lbs]