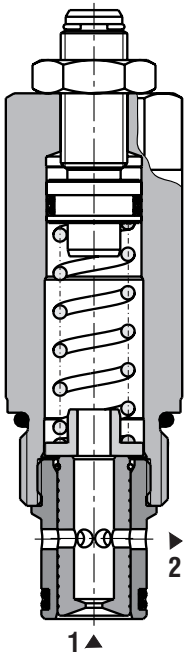


## 2-Way Flow Regulator, Pressure Compensated

# SF22A-B2/H

7/8-14 UNF •  $Q_{max}$  40 l/min (11 GPM) •  $p_{max}$  350 bar (5100 PSI)



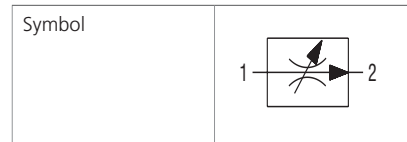
### Technical Features

- › Set flow rate independent of load pressure and temperature changes
- › Adjusted flow rate depends on the orifice area and adjusted differential pressure
- › Hardened precision parts
- › High flow capacity
- › Quiet and modulated response to load changes
- › Used in meter-in, meter-out, or bleed-off applications
- › Wide range of flow rate options
- › Adjustable by allen key or hand screw, optionally sealable (lockwire holes)
- › In the standard version, the valve is zinc-coated for 240 h protection acc. to ISO 9227

### Functional Description

This pressure compensated, hydraulic flow regulator in the form of a screw-in cartridge with fixed orifice and variable spring setting is designed to control flow rates independently of pressure and temperature, especially in systems where only small movements due to load changes are required. The flow rate stabilization is provided by a pressure compensator in the direction from 1 to 2. The valve will maintain the set flow regardless of pressure variations on the regulated or inlet port.

In flow direction 2 - 1, the valve works as an ordinary throttle valve without pressure compensation. The regulated flow increases with clockwise rotation of the adjustment screw and decreases with counter-clockwise rotation. The desired settings can be locked down.



### Technical Data

Valve size / Cartridge cavity		7/8-14 UNF-2A / B2 (C-10-2)		
Nominal flow rates		12	20	40
Adjustment range	l/min (GPM)	3.2-12 (0.8-3.2)	5.1-20 (1.4-5.3)	5.0-41 (1.3-10.8)
Max. operating pressure	bar (PSI)	350 (5080)		
Fluid temperature range (NBR)	°C (°F)	-30 ... +100 (-22 ... +212)		
Fluid temperature range (FPM)	°C (°F)	-20 ... +120 (-4 ... +248)		
Mass	kg (lbs)	0.22 (0.49)		

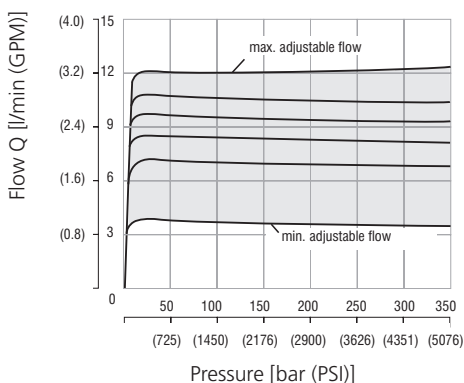
		Datasheet	Type
General information		GI_0060	Products and operating conditions
Valve bodies	In-line mounted	SB_0018	SB-B2-*
	Sandwich mounted	SB-04(06)_0028	SB-*B2*
Cavity details / Form tools		SMT_0019	SMT-B2*
Spare parts		SP_8010	

### Characteristics measured at $v = 32 \text{ mm}^2/\text{s}$ (156 SUS)

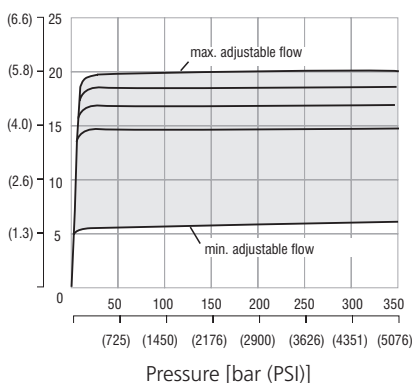
#### Regulated flow related to input pressure

Flow direction 1 - 2 (regulated flow)

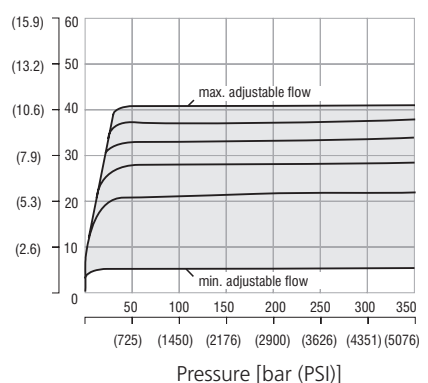
Flow rate 12



Flow rate 20



Flow rate 40

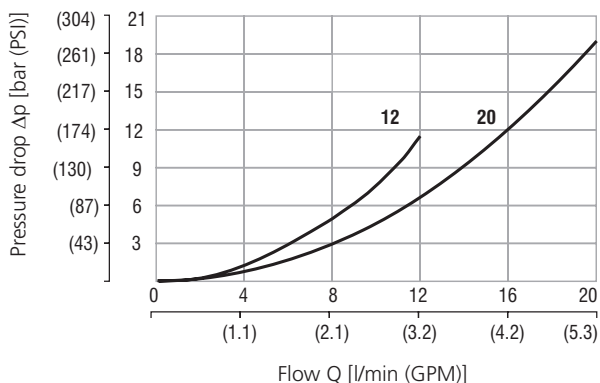


**Characteristics** measured at  $v = 32 \text{ mm}^2/\text{s}$  (156 SUS)

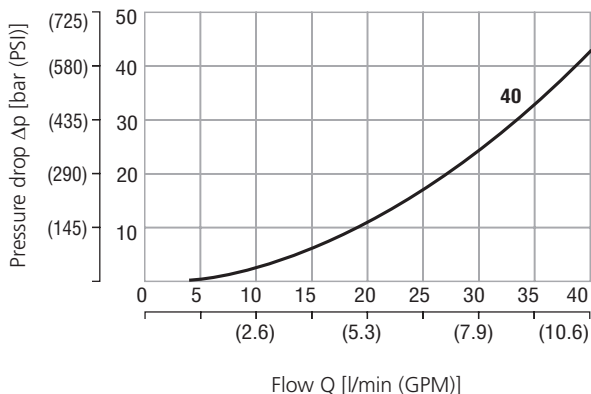
**Pressure drop related to flow rate**

Flow direction 2 - 1 (throttling without compensation)

Flow rates 12, 20



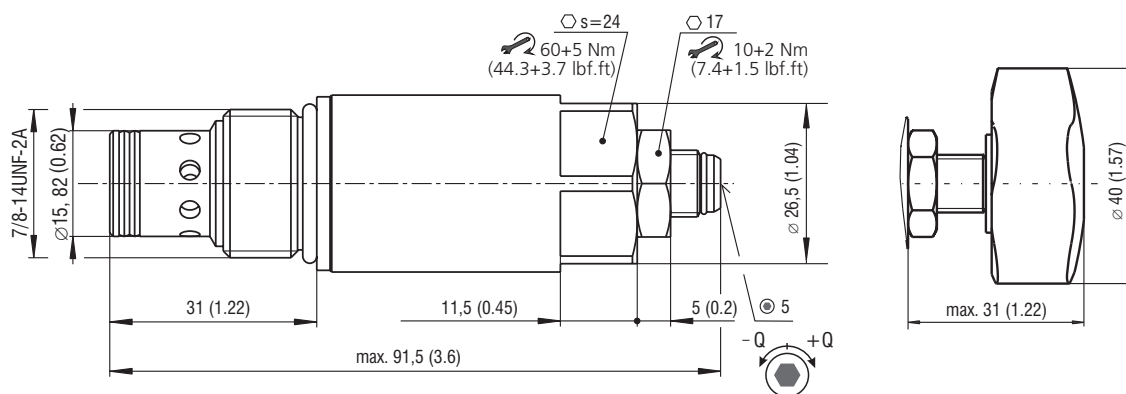
Flow rate 40



**Dimensions** in millimeters (inches)

**Model S**

**Model RP**



**Ordering Code**

SF22A - B2 / H    -

2-Way flow regulator, pressure compensated

Valve cavity  
7/8-14 UNF (C-10-2)

Model  
High performance

Flow rate  
3.2 - 12 l/min (0.8 - 3.2 GPM) **12**  
5.1 - 20 l/min (1.4 - 5.3 GPM) **20**  
5.0 - 41 l/min (1.3 - 10.8 GPM) **40**

Surface treatment  
**A** zinc-coated (ZnCr-3), ISO 9227 (240 h)  
**B** zinc-coated (ZnNi), ISO 9227 (520 h)

No designation  
**V**

Seals  
NBR  
FPM (Viton)

**S**  
**RP**

Adjustment option  
allen key (hex. 5), without protective cap  
hand screw, plastic